

SUPERMOVER



**Powerful
Compact
Adaptable
Easy to use
Economical
Problem solvers**

The Supermover is an industrial tug development of the highly successful Motor Mover, and uses the Motor Mover's weight transfer technology to manoeuvre payloads much heavier than itself - up to 20 tonnes. The Supermover's small size means that it can operate in areas not suited to other larger tractors or fork lifts, and being pedestrian operated, no special license is required. There are three main versions: the Mini, the Maxi and the Major. The Mini is, as its name suggests, the smallest and really comes into its own where space is at a premium. The Maxi is the best general purpose machine with a good battery life and pulling capability. The Major is for those really large loads with plenty of battery capacity. There are two main coupling systems, the semi automatic - for loads up to three tonnes where speed of coupling is important, and the jacked weight transfer for heavier and more awkward loads. To facilitate coupling with either system the front of the Supermover kneels down. We are able to design and build special couplings, trolleys and trailers to suit your application.





SUPERMOVER

Specifications

All versions are strongly built on a 5mm thick steel or stainless steel chassis. Steel versions finished in powder stoved enamel. Stainless versions polished to customer specification. Weights of loads to be moved will depend on rolling resistance and type of coupling. As a general guide the Mini handles 250kgs to 5,000kgs, the Maxi 500kgs to 10,000kgs And the Major up to 20,000kgs.

The Supermover range of industrial tugs have as standard:-

Variable speed forward and reverse controllers. Maximum speed 5 kph.

Programmable control parameters

Self diagnostic electrical test system

Auto reverse operator safety button

CE marked and certificated

Electric parking brake

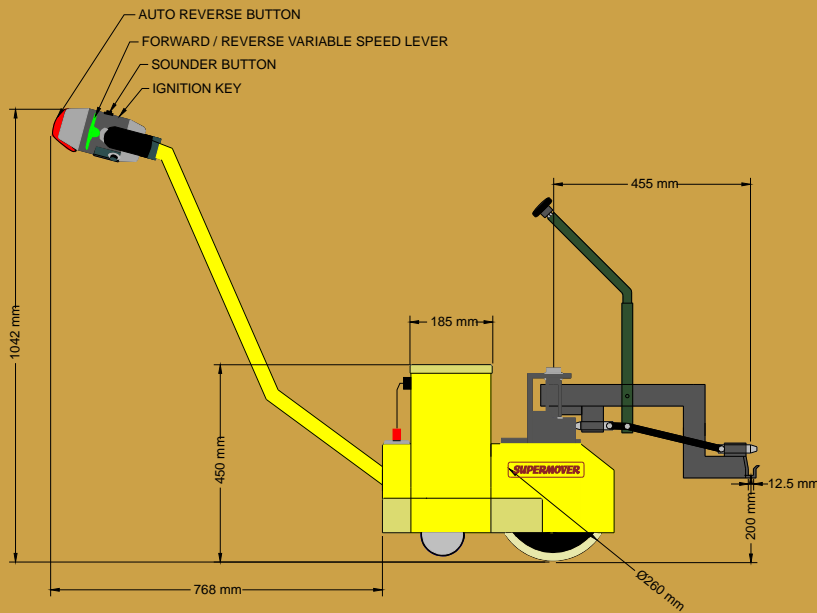
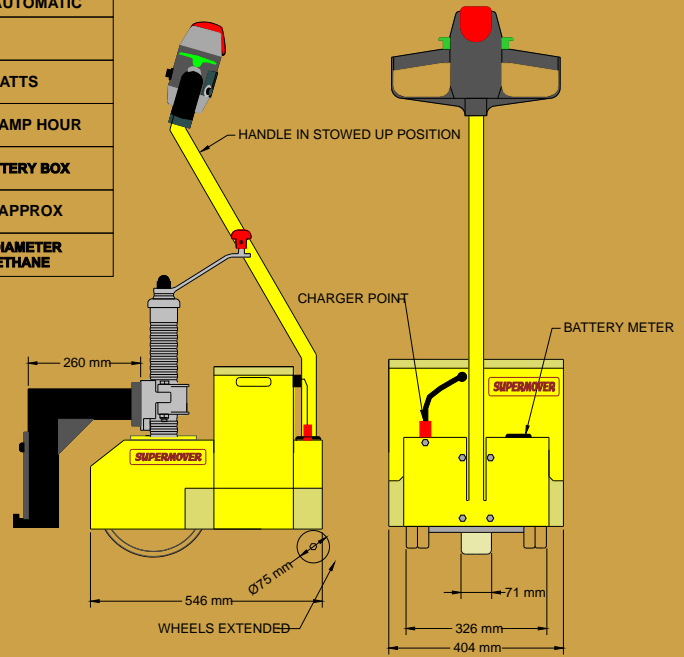
Foot and hand guards

Battery meter

Key ignition

Sounder

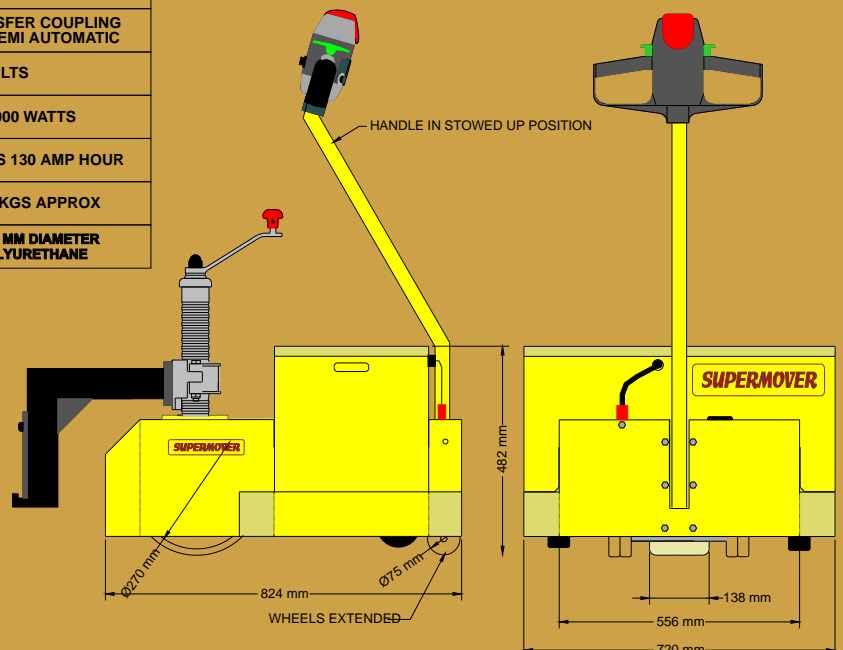
MINI
WEIGHT TRANSFER COUPLING (SHOWN) OR SEMI AUTOMATIC
24 VOLTS
MOTOR 1,200 WATTS
GEL BATTERIES 38 AMP HOUR
INTERCHANGEABLE BATTERY BOX
WEIGHT 135 KGS APPROX
DRIVE WHEEL 260 MM DIAMETER RUBBER OR POLYURETHANE



MAXI
SEMI AUTOMATIC COUPLING (SHOWN) OR WEIGHT TRANSFER
24 VOLTS
MOTOR 1,200 WATTS
GEL BATTERIES 65 AMP HOUR
INTERCHANGEABLE BATTERY BOX
WEIGHT 160 KGS APPROX
DRIVE WHEEL 260 MM DIAMETER RUBBER OR POLYURETHANE

MAJOR
WEIGHT TRANSFER COUPLING (SHOWN) OR SEMI AUTOMATIC
24 VOLTS
MOTOR 2,000 WATTS
GEL BATTERIES 130 AMP HOUR
WEIGHT 250 KGS APPROX
DRIVE WHEEL 270 MM DIAMETER RUBBER OR POLYURETHANE

Specifications are correct at time of going to press but we reserve the right to change specifications.



MOTOR MOVER LTD

MAIN ROAD, MAYFIELD
NEAR ASHBOURNE
DERBYSHIRE DE6 2LE
UNITED KINGDOM

Tel: 01335 345494 Fax: 01335 347373

E Mail: sales@motormover.com

Http://www.supermover.co.uk