


Chapter 5

The next stage in the production of this font is now to use FFAE0005.TTF "Font for an exhibition 0005" as the working font.



A letter r is produced by deleting eight points from a copy of the design for a letter n. The eight points are at the base of the rightmost vertical.





Eight points from this region are deleted so as to produce the design for a small letter r.

A small letter u is interesting. It has four serifs. The design can be constructed from copies of the designs of two other letters. A copy of o and three copies of n are used.

A serif from a copy of n forms the serif on the left vertical of the u.



A serif from a copy of n forms the serif on the right vertical of the u.




The lower half of a copy of o forms the curve of the u.

Two serifs from a copy of n produce two serifs of the u.

A small letter c can be constructed from a copy of a letter o. The design is somewhat unusual. The choice was to make the design as it is or to make the shape of the c more conventional yet thereby also have the body of the c narrower. I have chosen to use the unusual design at present in the hope that it may perhaps provide some of the distinctiveness of the font, yet it might need to be changed later in the development of the font if the present design is unsuccessful.

A letter f is interesting. In this font I am designing a letter f to be the same width as a letter o. It is constructed from copies of the designs of a letter o and a letter l, together with a horizontal bar.

The upper half of a copy of a letter o, shifted 512 font units upwards is used in the production of a letter f.



The lower half of a copy of a letter l is used in the production of a letter f.

Here is a display of the four letters added in this chapter.



Here are the same letters in colour.

