

Edith enters the computing laboratory. John is sat looking at a computer screen, looking somewhat puzzled.

“Good morning John, you look puzzled.”

“Good morning, yes, there is quite a lot of activity of people looking at the webspace, but mostly just at the pages with the twenty-six glyphs that we use in the Poetry through the Language Barrier events, with meanings localized into English. It is good that people are looking, but I am wondering why this is happening.”

“I may have an explanation, that is what I have come to see you about.” replies Edith.

She continues “Jane has been on the telephone, it appears that a New York newspaper has featured them it appears that Caroline did a presentation at the conference that she is attending and a journalist was there and picked up on it and wrote a review. A good, upbeat review I am told. Caroline was not due to give a presentation, but I looked through the conference programme and there was a session labelled Quick Talks as the last session yesterday afternoon, so maybe there was a chance going and she took it. It appears that there was quite a lot of interest and that there was an informal continuation in a lounge area after dinner. Apparently a poem also got performed in Japanese and Welsh as two of the other people attending the conference had a go.”


“Ah, that would certainly explain it.” replies John.

“Jane also said that some of her colleagues are asking as to how LocSARA is pronounced. I said that it is pronounced as if it is loke-SAR-uh with the loke sound as in localizable and the SAR sound as in sartorial. The uh seems a little peculiar but there we are.”

“Have you got the pages that are being accessed readily available to view?” asks Edith.

“Yes, please just click this button.”

“What this one?”



“Yes. You can assure the reader that it is safe as it is all within this chapter.”

Edith looks at John with her old-fashioned look.

Edith speaks to the reader. “Well Dear Reader it is indeed alright as it is a link to a simulation within this Portable Document Format document, not to an external webspace.”

Experiment after Chapter 37

I started with a copy of the source document of Chapter 37.

I am trying to produce a PDF (Portable Document Format) document with a full-screen display that looks something like a webspace.

The document is 29.7 cm tall and 21.0 cm wide.

The aspect ratio of the screen of the computer is 16 horizontal to 9 vertical.

So calculate 29.7 cm times 16 divided by 9, giving a result of 52.8 cm.

So change the width of the document to 52.8 cm.

Now copy the text frame from the first page and paste it to the master page and align it to the right so as to have the same size of text frame.

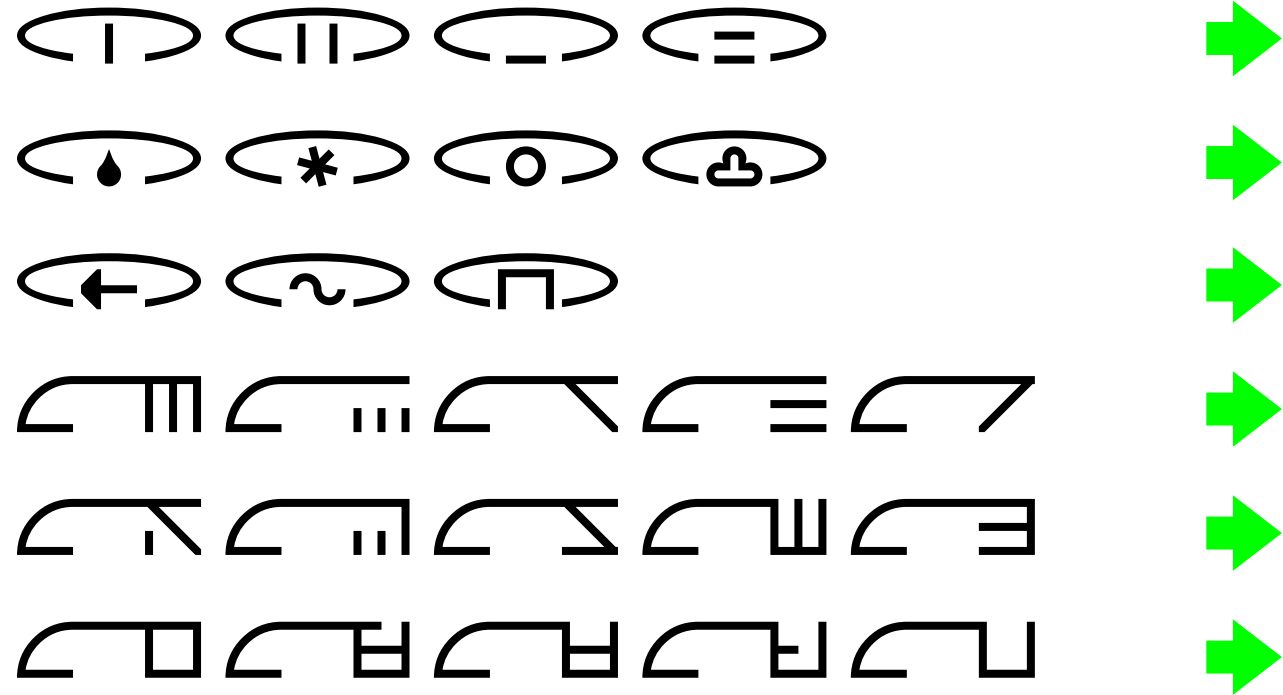
Now change the text that is in the new text frame to this text that has been prepared in another document and continue the typing within the experiment document.

My intention is to publish this document as a PDF Slideshow, yet with no automatic page advance.

I am hoping to test whether the links still work as they worked in Chapter 37.



Links to the English localization of each of the twenty-six glyphs used in the Poetry through the Language Barrier events



Experiment after Chapter 37

I started with a copy of the source document of Chapter 37.

I am trying to produce a PDF (Portable Document Format) document with a full-screen display that looks something like a webpage.

The document is 29.7 cm tall and 21.0 cm wide.

The aspect ratio of the screen of the computer is 16 horizontal to 9 vertical.

So calculate 29.7 cm times 16 divided by 9, giving a result of 52.8 cm.

So change the width of the document to 52.8 cm.

Now copy the text frame from the first page and paste it to the master page and align it to the right so as to have the same size of text frame.

Now change the text that is in the new text frame to this text that has been prepared in another document and continue the typing within the experiment document.

My intention is to publish this document as a PDF Slideshow, yet with no automatic page advance.

I am hoping to test whether the links still work as they worked in Chapter 37.




The English localization of each of four of the twenty-six glyphs used in the Poetry through the Language Barrier events

Seasons

 It is spring.

 It is summer.

 It is autumn.

 It is winter.

Experiment after Chapter 37

I started with a copy of the source document of Chapter 37.

I am trying to produce a PDF (Portable Document Format) document with a full-screen display that looks something like a webpage.

The document is 29.7 cm tall and 21.0 cm wide.

The aspect ratio of the screen of the computer is 16 horizontal to 9 vertical.

So calculate 29.7 cm times 16 divided by 9, giving a result of 52.8 cm.

So change the width of the document to 52.8 cm.

Now copy the text frame from the first page and paste it to the master page and align it to the right so as to have the same size of text frame.

Now change the text that is in the new text frame to this text that has been prepared in another document and continue the typing within the experiment document.


My intention is to publish this document as a PDF Slideshow, yet with no automatic page advance.


I am hoping to test whether the links still work as they worked in Chapter 37.





The English localization of each of four of the twenty-six glyphs used in the Poetry through the Language Barrier events

Weather (first of two pages)

 It is raining.

 It is snowing.

 It is sunny.

 It is cloudy.

Experiment after Chapter 37

I started with a copy of the source document of Chapter 37.

I am trying to produce a PDF (Portable Document Format) document with a full-screen display that looks something like a webpage.

The document is 29.7 cm tall and 21.0 cm wide.

The aspect ratio of the screen of the computer is 16 horizontal to 9 vertical.

So calculate 29.7 cm times 16 divided by 9, giving a result of 52.8 cm.

So change the width of the document to 52.8 cm.

Now copy the text frame from the first page and paste it to the master page and align it to the right so as to have the same size of text frame.

Now change the text that is in the new text frame to this text that has been prepared in another document and continue the typing within the experiment document.

My intention is to publish this document as a PDF Slideshow, yet with no automatic page advance.


I am hoping to test whether the links still work as they worked in Chapter 37.




The English localization of each of three of the twenty-six glyphs used in the Poetry through the Language Barrier events

Weather (second of two pages)

 It is windy.

 It is hailing.

 It is foggy.

Experiment after Chapter 37

I started with a copy of the source document of Chapter 37.

I am trying to produce a PDF (Portable Document Format) document with a full-screen display that looks something like a webpage.

The document is 29.7 cm tall and 21.0 cm wide.

The aspect ratio of the screen of the computer is 16 horizontal to 9 vertical.

So calculate 29.7 cm times 16 divided by 9, giving a result of 52.8 cm.

So change the width of the document to 52.8 cm.

Now copy the text frame from the first page and paste it to the master page and align it to the right so as to have the same size of text frame.

Now change the text that is in the new text frame to this text that has been prepared in another document and continue the typing within the experiment document.

My intention is to publish this document as a PDF Slideshow, yet with no automatic page advance.

I am hoping to test whether the links still work as they worked in Chapter 37.



The English localization of each of five of the twenty-six glyphs used in the Poetry through the Language Barrier events

Colours (first of three pages)

 The colour is red.

 The colour is yellow.

 The colour is green.

 The colour is blue.

 The colour is magenta.

Experiment after Chapter 37

I started with a copy of the source document of Chapter 37.

I am trying to produce a PDF (Portable Document Format) document with a full-screen display that looks something like a webpage.

The document is 29.7 cm tall and 21.0 cm wide.

The aspect ratio of the screen of the computer is 16 horizontal to 9 vertical.

So calculate 29.7 cm times 16 divided by 9, giving a result of 52.8 cm.

So change the width of the document to 52.8 cm.

Now copy the text frame from the first page and paste it to the master page and align it to the right so as to have the same size of text frame.

Now change the text that is in the new text frame to this text that has been prepared in another document and continue the typing within the experiment document.

My intention is to publish this document as a PDF Slideshow, yet with no automatic page advance.

I am hoping to test whether the links still work as they worked in Chapter 37.



The English localization of each of five of the twenty-six glyphs used in the Poetry through the Language Barrier events

Colours (second of three pages)

 The colour is brown.

 The colour is orange.

 The colour is cyan.

 The colour is pink.

 The colour is sky blue.

Experiment after Chapter 37

I started with a copy of the source document of Chapter 37.

I am trying to produce a PDF (Portable Document Format) document with a full-screen display that looks something like a webpage.

The document is 29.7 cm tall and 21.0 cm wide.

The aspect ratio of the screen of the computer is 16 horizontal to 9 vertical.

So calculate 29.7 cm times 16 divided by 9, giving a result of 52.8 cm.

So change the width of the document to 52.8 cm.

Now copy the text frame from the first page and paste it to the master page and align it to the right so as to have the same size of text frame.

Now change the text that is in the new text frame to this text that has been prepared in another document and continue the typing within the experiment document.

My intention is to publish this document as a PDF Slideshow, yet with no automatic page advance.

I am hoping to test whether the links still work as they worked in Chapter 37.



The English localization of each of five of the twenty-six glyphs used in the Poetry through the Language Barrier events

Colours (third of three pages)

☐ The colour is black.

◻ The colour is dark grey.

◻ The colour is grey.

◻ The colour is light grey.

◻ The colour is white.

Experiment after Chapter 37

I started with a copy of the source document of Chapter 37.

I am trying to produce a PDF (Portable Document Format) document with a full-screen display that looks something like a webpage.

The document is 29.7 cm tall and 21.0 cm wide.

The aspect ratio of the screen of the computer is 16 horizontal to 9 vertical.

So calculate 29.7 cm times 16 divided by 9, giving a result of 52.8 cm.

So change the width of the document to 52.8 cm.

Now copy the text frame from the first page and paste it to the master page and align it to the right so as to have the same size of text frame.

Now change the text that is in the new text frame to this text that has been prepared in another document and continue the typing within the experiment document.

My intention is to publish this document as a PDF Slideshow, yet with no automatic page advance.

I am hoping to test whether the links still work as they worked in Chapter 37.